



Multi modal logistics

Saskia van Pelt
September 2014

Creating Connections





Amsterdam Airport Schiphol in numbers

WHO WE ARE

**3RD LARGEST
CARGO AIRPORT IN EUROPE**



1.53 MILLION
TONNES OF CARGO

7 cargo handling companies



Over 25 trucking companies



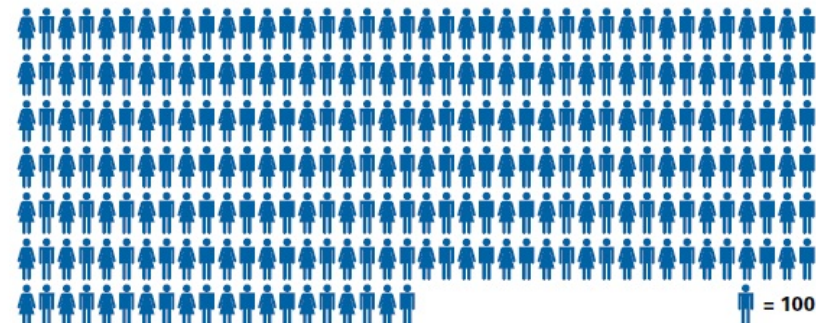
525,000 m² of warehouse space



Highest share of main deck* capacity in Europe

*Non-integrator

More than **26,000** employees in cargo community



CONNECTIVITY

323 DIRECT DESTINATIONS TO 98 COUNTRIES

The infographic features a large blue silhouette of the Delta Air Lines logo on the left. To its right is a dark grey rectangular area containing a table titled "DEPARTURES/ARRIVALS". The table has four columns: FLIGHT, DESTINATION, TIME, and STATUS. Each row represents a flight, with orange bars indicating flight numbers, white bars for destinations, orange bars for times, and alternating orange and light grey bars for status.

FLIGHT	DESTINATION	TIME	STATUS
[Orange bar]	[White bar]	[Orange bar]	[Orange bar]
[Orange bar]	[White bar]	[Orange bar]	[Orange bar]
[Orange bar]	[White bar]	[Orange bar]	[Light Grey bar]
[Orange bar]	[White bar]	[Orange bar]	[Light Grey bar]
[Orange bar]	[White bar]	[Orange bar]	[Orange bar]
[Orange bar]	[White bar]	[Orange bar]	[Orange bar]
[Orange bar]	[White bar]	[Orange bar]	[Orange bar]
[Orange bar]	[White bar]	[Orange bar]	[White bar]
[Orange bar]	[White bar]	[Orange bar]	[Orange bar]
[Orange bar]	[White bar]	[Orange bar]	[Orange bar]
[Orange bar]	[White bar]	[Orange bar]	[White bar]
[Orange bar]	[White bar]	[Orange bar]	[Light Grey bar]
[Orange bar]	[White bar]	[Orange bar]	[Orange bar]
[Orange bar]	[White bar]	[Orange bar]	[Orange bar]



426,000
AIRCRAFT MOVEMENTS

MULTIMODAL TRANSPORT CONNECTIONS

AIR SEA RAIL ROAD

ROAD



The Dutch logistics tradition

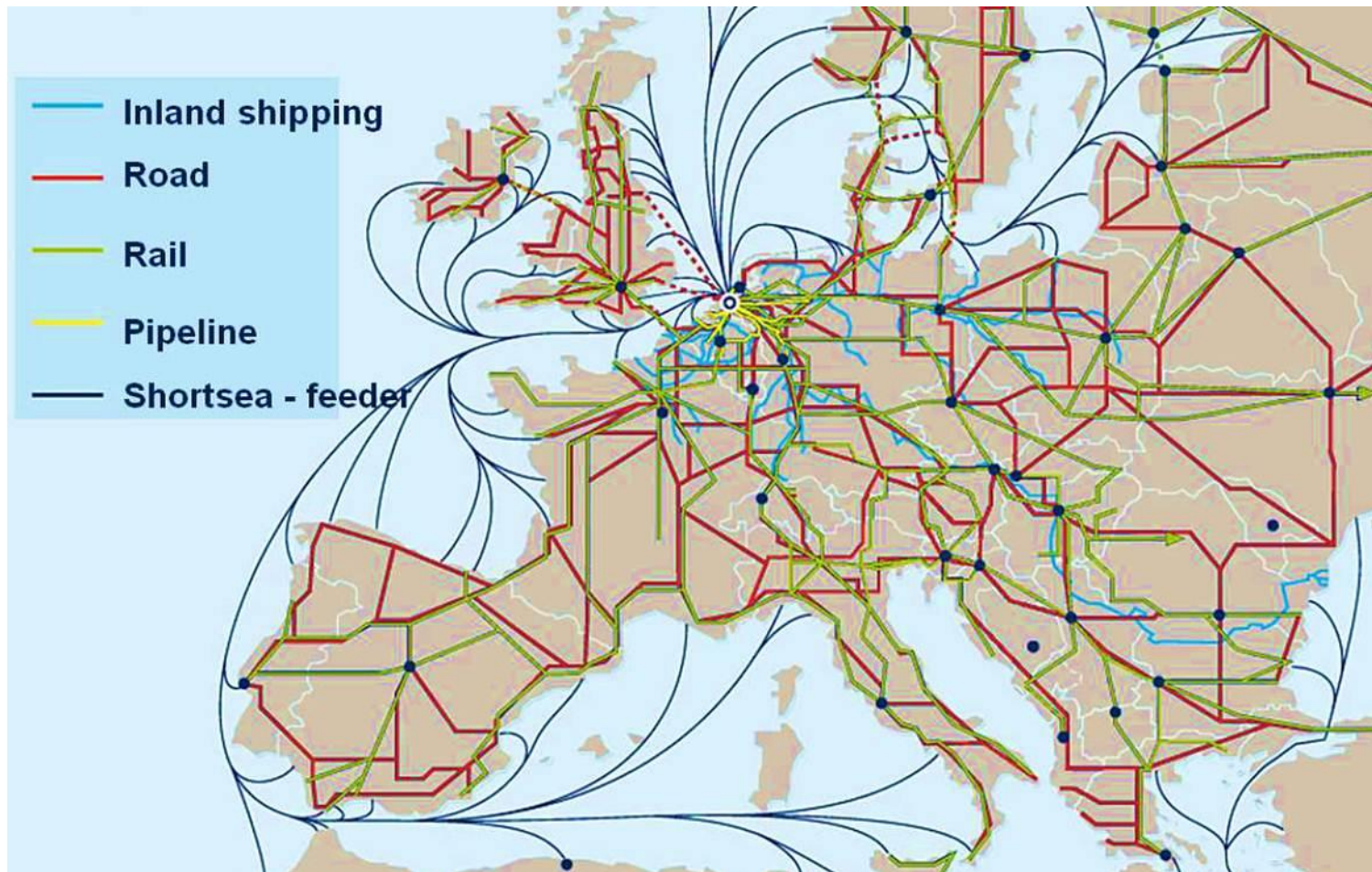
Logistics in The Netherlands

Superior logistics infrastructure

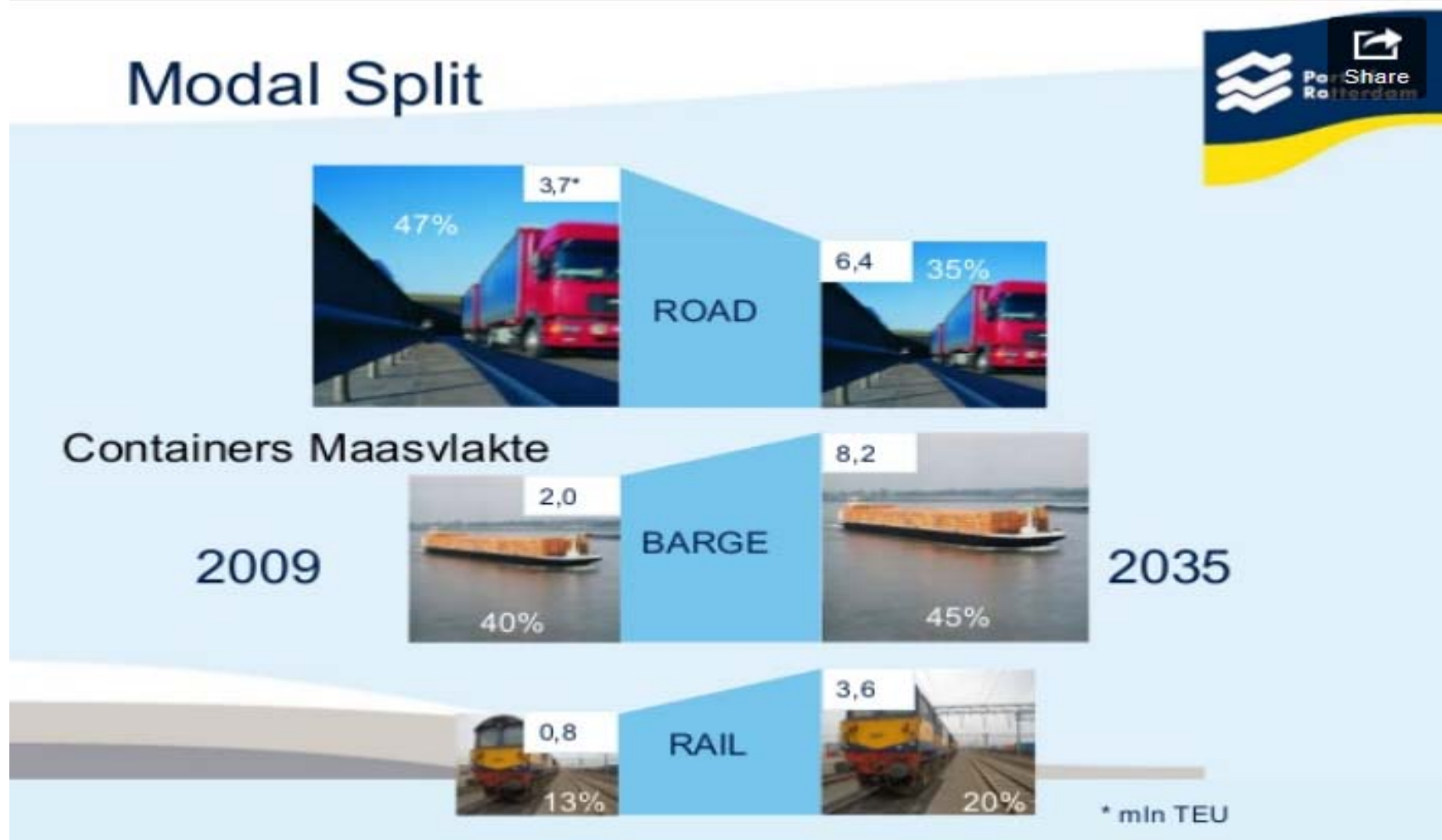
- **Port of Rotterdam:** Largest port of Europe: 11.6mlnTEU (2014)
- **Port of Amsterdam:** 4th port in Europe
- **Amsterdam Airport Schiphol:** 3rd cargo airport of Europe: 1.6mln Tns (2014)
- **#2 in Worldbank Logistics Performance Index 2014**



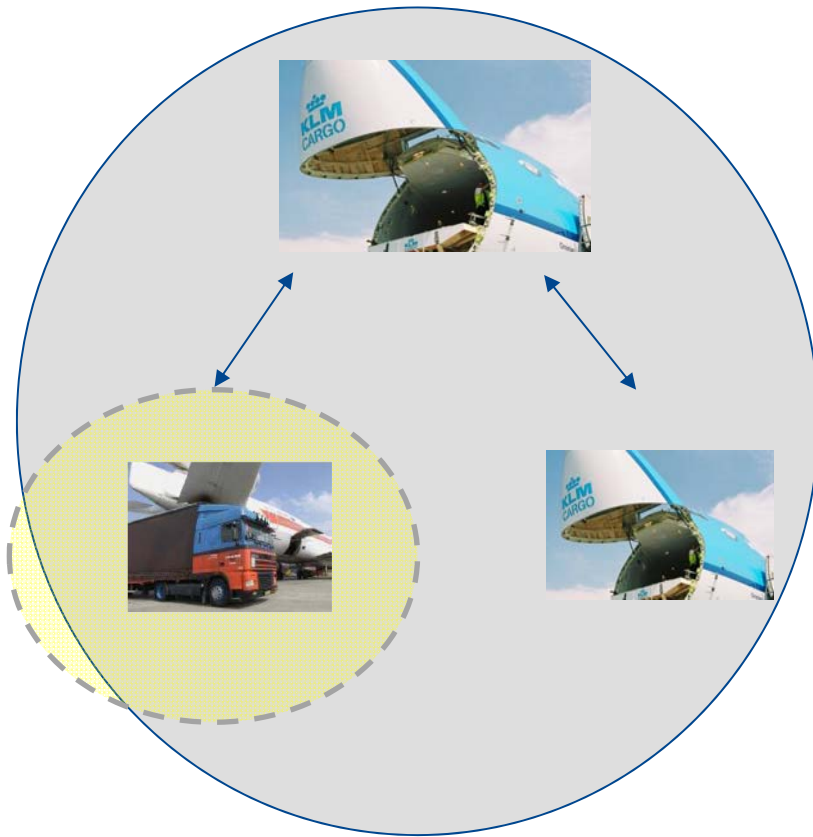
Seamless multimodal connections



Changes ahead! Modal shift in the port of Rotterdam



How can we establish modal shift in Airfreight?

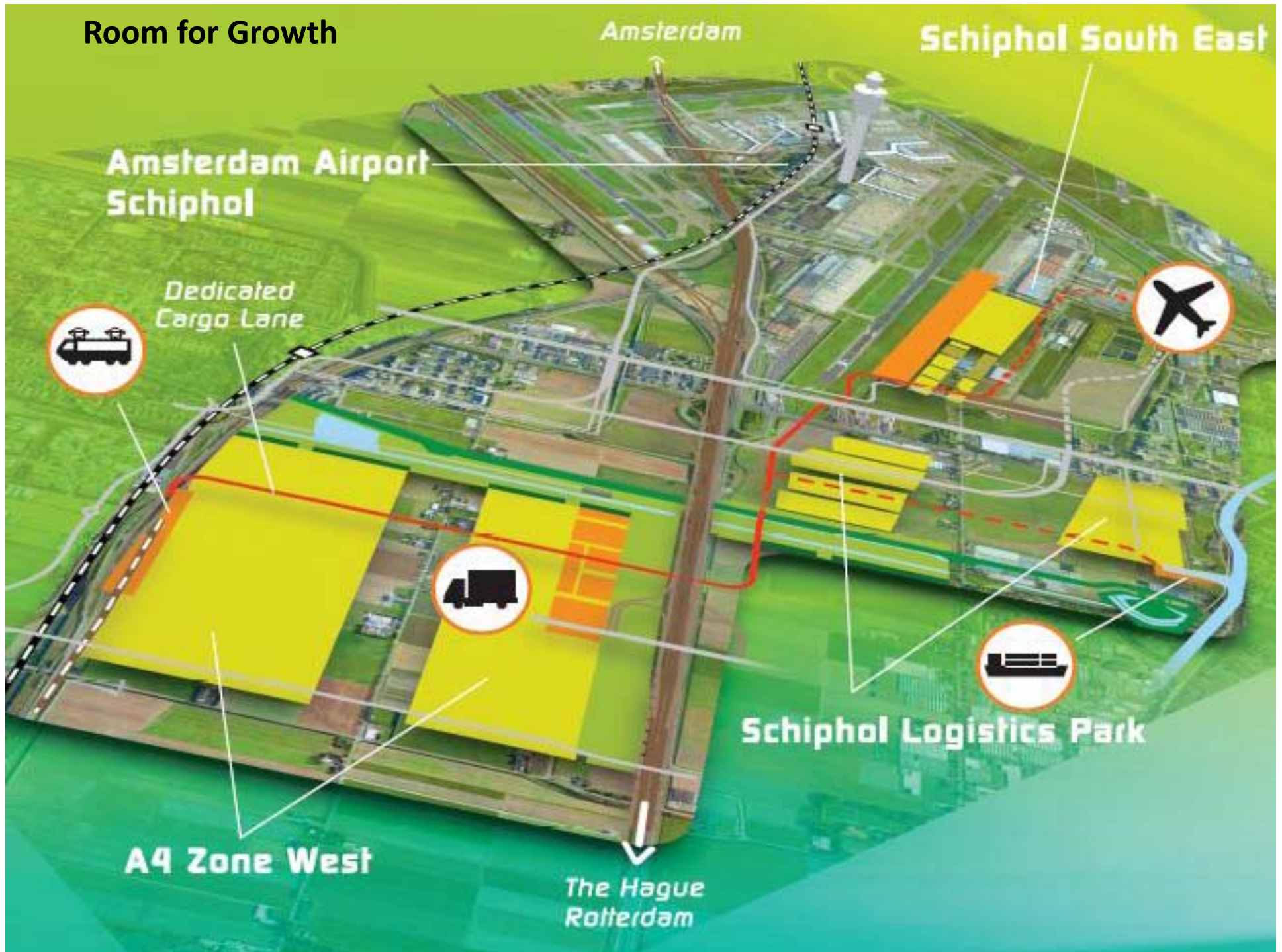


Almost 95% of air cargo is transported by truck.

At Amsterdam Airport Schiphol we aim to grow from 1.6mln Tns to 3 mln Tns



Room for Growth



High speed Train Cargo

HST Cargo/CAREX: a new transport mode (next to Air and Road)

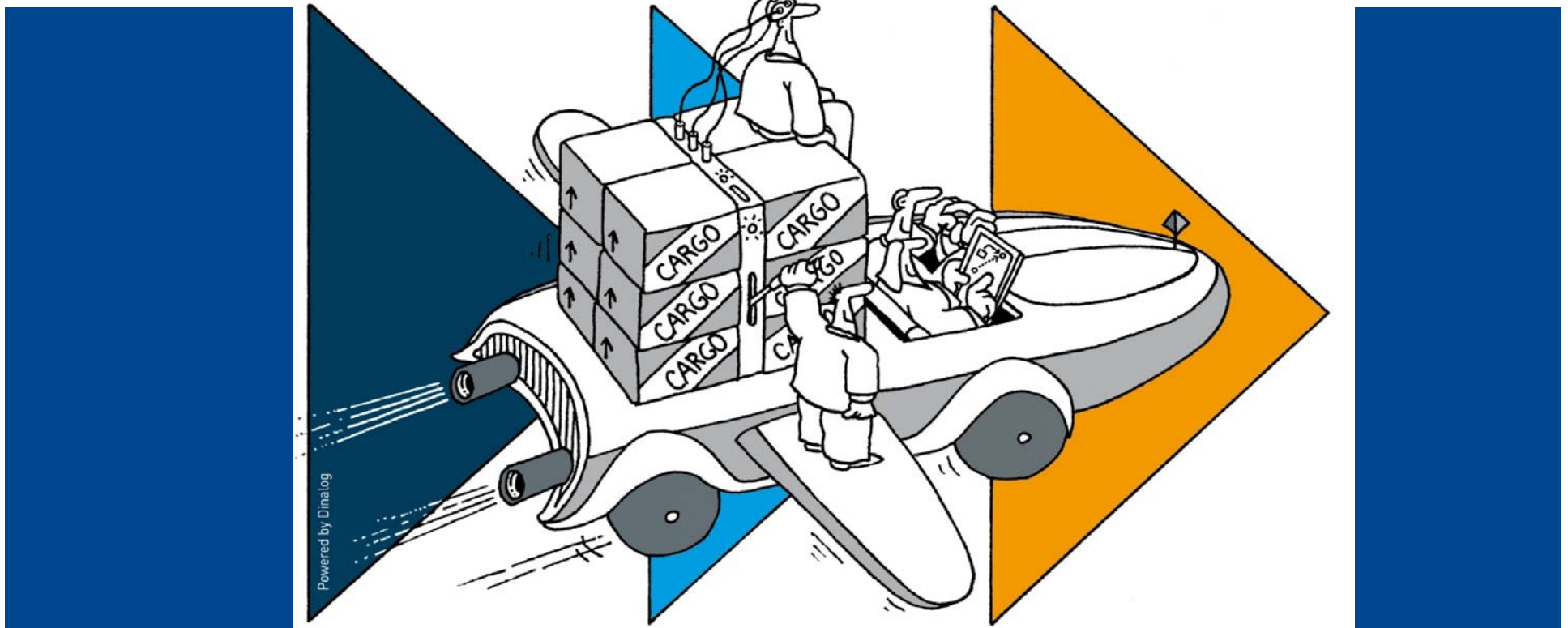
International Context: CAREX network



Bron: EuroCAREX / Roissy

Not only infrastructure needs to change, Systems to!

INNOVATION IS A MATTER OF COLLABORATION



Creating Connections





Creating Connections